

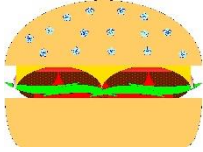



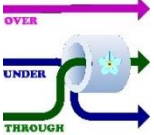






# Got-A-Head?

## Forget-Me-Nots

Name	Image	Where to use it	Overview of it, and what it does
<b>ACES of Exploration</b>		<ul style="list-style-type: none"> <li>• <b>QWERTY® (Explore)</b></li> </ul>	<p><b>Assess</b> what you have come up with then <b>construct, enhance</b> or <b>select</b> items to create the best solution.</p>
<b>ADDA</b>		<ul style="list-style-type: none"> <li>• <b>Observation</b></li> <li>• <b>Reading Effectively</b></li> <li>• <b>QWERTY®</b></li> </ul>	<p><b>Approach</b> things from a different direction or angle.</p> <p>Physically change your angle in <b>Observation</b> (or the direction you are coming from) and metaphorically do so in <b>Thinking</b> or other areas.</p>
<b>Anticipate</b>		<ul style="list-style-type: none"> <li>• <b>Observation</b></li> <li>• <b>Reading Effectively</b></li> <li>• <b>QWERTY®</b></li> </ul>	<p><b>Think</b> about what/who might affect something (e.g. where might a particular person have put something; what effect would element A have on element B?)</p>
<b>Axes to Grind</b>		<ul style="list-style-type: none"> <li>• <b>Reading Effectively</b></li> </ul>	<p>Whenever you have reading or research to do, you want to consider two distinct elements:</p> <p><b>Depth</b> – do you need deep mastery of a topic, or is a shallow understanding enough?</p> <p><b>Difficulty</b> – Easy or hard text(s)?</p>
<b>Essence</b>		<ul style="list-style-type: none"> <li>• <b>Observation</b></li> <li>• <b>Reading Effectively</b></li> <li>• <b>QWERTY®</b></li> </ul>	<p>What <b>must</b> something have in order to be that thing? For instance, a slide just needs to allow you to slip from one point to a lower one; a tree must have a trunk and branches.</p>
<b>Give it a WhiRL!</b>		<ul style="list-style-type: none"> <li>• <b>Reading Effectively</b></li> <li>• <b>QWERTY®</b></li> </ul>	<p>Consider three main elements:</p> <p><b>Will it work?</b></p> <p><b>Is it right?</b> (i.e. should you be doing it?)</p> <p><b>Do I like it?</b></p> <p>Also <b>Gave it a WhiRL!</b> to look back at what you did.</p>





Name	Image	Where to use it	Overview of it, and what it does
<b>Hamburger</b>		<ul style="list-style-type: none"> <li>• QWERTY®</li> <li>• Reading Effectively</li> </ul>	Concentrate on fulfilling any essential criteria before adding extra elements.
<b>Home In</b>	<p><b>HOME</b></p>  <p><b>IN</b></p>	<ul style="list-style-type: none"> <li>• Observation</li> <li>• Reading Effectively</li> </ul>	Identify likely places to look.
<b>Keep on Track</b>	<p>Keep On</p>  <p><b>Track</b></p>	<ul style="list-style-type: none"> <li>• Observation</li> <li>• Reading Effectively</li> <li>• QWERTY®</li> </ul>	<p>Keep a clear idea of the Question you are trying to answer, or the thing you are looking for.</p> <p>Don't digress or get side-tracked.</p>
<b>Key Features</b>	<p><b>KEY</b></p>  <p><b>Features</b></p>	<ul style="list-style-type: none"> <li>• Observation</li> <li>• Reading Effectively</li> <li>• QWERTY®</li> </ul>	Key features are the <b>main</b> things that describe something or distinguish it from other things. They start where <b>Essence</b> stops.
<b>Look OUT</b>	<p>Look</p> <p><b>OUT</b></p> 	<ul style="list-style-type: none"> <li>• Observation</li> </ul>	A reminder to look <b>over</b> the top of things, look <b>under</b> them and even <b>through</b> them (and, if you can't look through it, you could look behind it).
<b>MORE Inspiration</b>	<p><b>MORE</b></p> <p><b>INSPIRATION</b></p> <p>Memory </p> <p>Observation </p> <p>Research </p> <p>Enquiry </p>	<ul style="list-style-type: none"> <li>• QWERTY® (Wonder)</li> </ul>	Think about where you can find inspiration to use in your wondering (or other thinking): what you can remember, see, or find out about (either by independent study or asking people).
<b>More or Move?</b>	<p><b>MORE?</b></p> <p><b>or</b></p> <p><b>move!</b></p> 	<ul style="list-style-type: none"> <li>• Observation</li> <li>• Reading Effectively</li> <li>• QWERTY®</li> </ul>	<ul style="list-style-type: none"> <li>• keep looking in the same place or develop deeper understanding of a topic</li> <li><b>or</b></li> <li>• look elsewhere or explore a related topic, or different source material</li> </ul>
<b>P!C</b>	<p><b>P!C</b></p> 	<ul style="list-style-type: none"> <li>• QWERTY®</li> </ul>	Whenever you are considering something, bear in mind the <b>pros</b> (i.e. advantages or positive benefits), <b>cons</b> (disadvantages or drawbacks) and any other elements that are <b>interesting</b> .





Name	Image	Where to use it	Overview of it, and what it does
<b>Quizzical</b>		<ul style="list-style-type: none"> <li>• Memory</li> <li>• Reading Effectively</li> </ul>	A reminder to check your knowledge, understanding or memory of something by quizzing yourself.
<b>REF</b>		<ul style="list-style-type: none"> <li>• Memory</li> <li>• Reading Effectively</li> <li>• QWERTY® (YaY!)</li> </ul>	<b>Review</b> what you have done so far. <b>Evaluate</b> how well (or not!) it is working. <b>Feedback</b> into what you are doing, so that any necessary improvements can be made as you go along.
<b>Remember, Research, Remember</b>		<ul style="list-style-type: none"> <li>• Reading for Understanding</li> <li>• Memory</li> </ul>	Use your memory of what you know to streamline the research process and help embed new knowledge in long-term memory.
<b>Six Honest Men</b>		<ul style="list-style-type: none"> <li>• Reading Effectively</li> <li>• QWERTY® (to direct your thoughts)</li> </ul>	The six important questions you might need to answer: <b>Who? What? Where? When? Why? How?</b>
<b>Weigh to Go</b>		<ul style="list-style-type: none"> <li>• Reading Effectively</li> <li>• QWERTY® (Rank)</li> </ul>	Rank and evaluate key features, options or information.
<b>Whose Views?</b>		<ul style="list-style-type: none"> <li>• Reading Effectively</li> <li>• QWERTY®</li> </ul>	In your planning, consider other views (as well as, not instead of, your own!). How/why might those views differ?
<b>Wrap and Remember</b>		<ul style="list-style-type: none"> <li>• Remember</li> <li>• Reading Effectively</li> <li>• QWERTY®</li> </ul>	Use existing systems or techniques that you already know (and have made a point of remembering) to save you time in future.

